
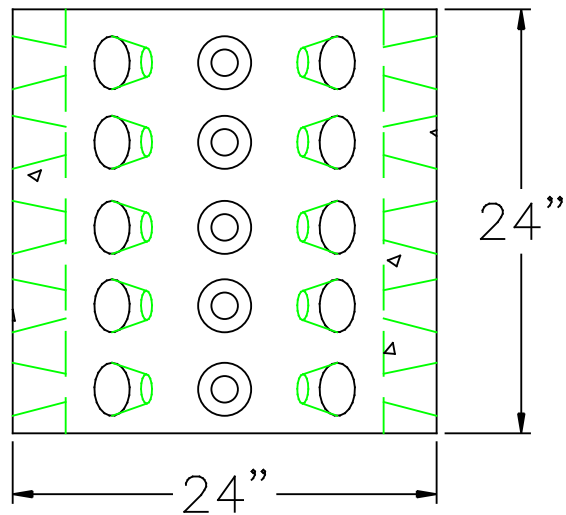
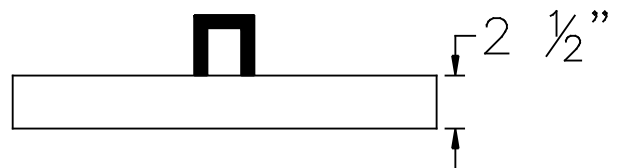
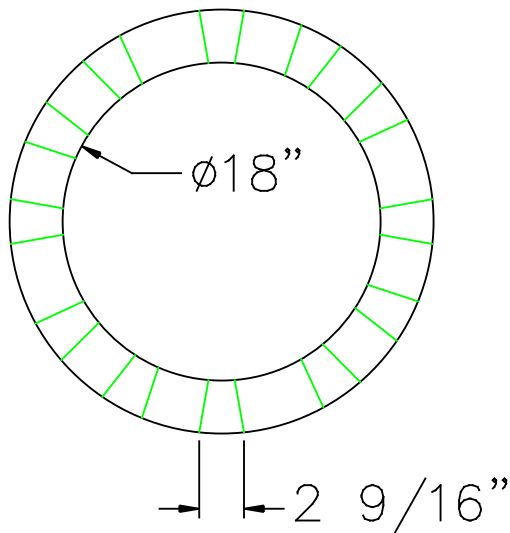


2' X 2' DRYWELL



NPCA

Precast ... The Concrete Solution.



DESIGN NOTES:

1. CONCRETE 4,000 PSI @ 28 DAYS
2. REINFORCEMENT ASTM A-615 GRADE 60, 1" MIN COVER
3. PRODUCT WEIGHT = 320 lbs.



SCITUATE RAY PRECAST
120 CLAY PIT ROAD
MARSHFIELD, MA 02050
PHONE # 1-800-440-0009
FAX # 781-837-4320

CONTRACTOR:

JOB NAME:

DATE:

DRAWING: SRP-DW22

DRAWING BY: C.J. SCOTT

WWW.SCITUATECOMPANIES.COM